

LLHB4 SERIES Industrial Lighting

LLHB4-300W-MP-40K-D

LLHB4-300W-MP-50K-D

MULTI POWER 4TH GENERATION OF LINEAR HIGH BAYS

Customer Name: _____

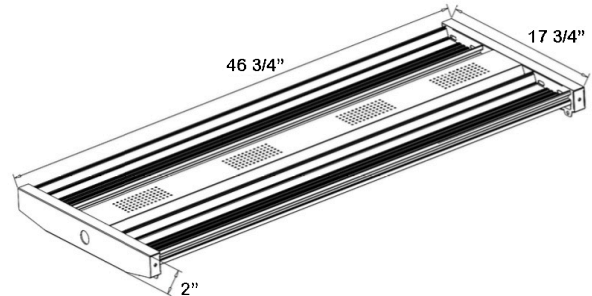
Project Name: _____

Note: _____

Type: _____



Ideal for replacement of conventional lighting systems such as HID and fluorescent. Applications include manufacturing warehousing and other large indoor spaces with mounting heights from 10ft. to 40ft. the fixture can be surface mounted also.



46 3/4" (L) X 17 3/4" (W) X 2" (H)

Features

- High Quality LED Chips to provide high efficiency, heat dissipation
- Stability, and lumen maintenance.
- Polycarbonate lens, high flame retardant point
- 50,000 Hours Rated Life
- 5-Year Warranty
- Multi-Power: The Switch Is On The Driver

Technical Specifications

Electrical:

- Voltage: 120~277VAC/50~60 Hz
- Wattage: 150W/225W/300W
- Power Factor: >0.95
- Efficacy: 136 LPW

Mechanical:

- Surge Protector
- Steel Housing
- Steel Thickness: 24 Gauge
- V-Hooks
- Unprecedented Quality.
- Aluminum LED Board
- Operating Temperature: -4°F ~ 131°F
- Suitable for Damp Locations

Lighting:

- Multi-Power: The Switch Is On The Driver
- Dimming: 0~10V Dimmable
- Lens: Polycarbonate Lens
- Total lumens: 40800LM (Per Industry Standards, Lumens are Reported Without Frosted Lens)
- Color Temperatures: 4000K and 5000K
- Color Rendering Index: >80
- Wide Beam Angle

Applications:

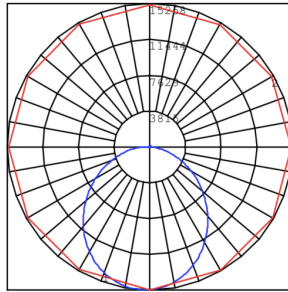
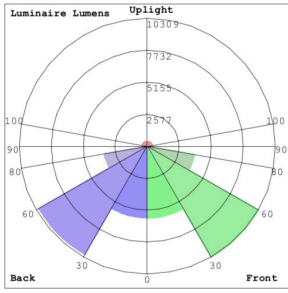
- Warehouse
- Manufacturing Plants Distribution Centers
- Industrial Commercial
- Grocery Stores Gymnasiums
- Cold Storage

Other Models:

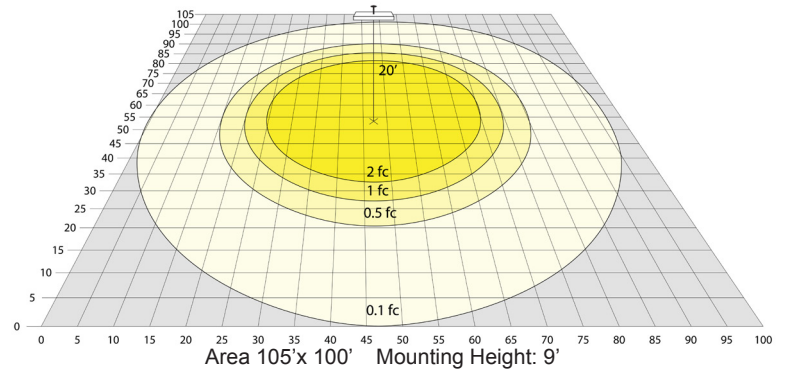
- 200W | 27200LM | LLHB4-200W-MP-40K-D
- 200W | 27200LM | LLHB4-200W-MP-50K-D



Photometrics: LLHB4-300W-MP



BUG Rating: B5-U3-G4



Other Views:



Front View



Side View



Back View

Performance Table: LLHB4-300W-MP

MODEL NO.	Wattage	Voltage	Lumens	Color Temp.	BUG Rating	LPW
LLHB4-300W-MP-40K-D	150W	120~277V	27200LM	4000K	B5-U3-G4	136
	225W		34000LM			
LLHB4-300W-MP-50K-D	300W		40800LM	5000K		

Sample Ordering

Model Wattage Multi Power Color Temp. Dimming

LLHB4 - 300W - MP - - - D

40K = 4000K
50K = 5000K

Accessory Options

SCL-GSY10 = HEAVY-DUTY ADJUSTABLE 10FT. 1/16" SUSPENSION KIT WITH Y-CONNECTOR & LOOP GRIPPER & HOOKS
SCL-GSY20 = HEAVY-DUTY ADJUSTABLE 20FT. 1/16" SUSPENSION KIT WITH Y-CONNECTOR & LOOP GRIPPER & HOOKS
LLHB4-RODKIT = OPTIONAL ROD KIT, 3-1/4" DIA. X 40" H
WEC-2MD-35 = SENSOR COMPONENT

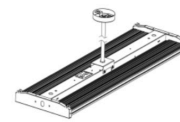
Factory-Installed Options

Blank = No Option
OPT-SEN-LLHB4 = MICROWAVE Bi-Level SENSOR
OPT-EM-HB4INT = INTERNAL EMERGENCY BATTERY BACKUP
OPT-LLHB4-SMK = SURFACE MOUNTING OPTION
OPT-FWH-63 = 6FT 3-WIRE WHIP
OPT-FWH-65 = 6FT 5-WIRE WHIP
OPT-FWH-66 = 6FT 6-WIRE WHIP
OPT-HBC-125TL-WH = 8FT, 15A, 125V, WHITE
OPT-HBC-277TL-WH = 8FT, 15A, 277V, WHITE
OPT-HBC-125SB-WH = 10FT, 15A, 125V, 18/3STR, WHT

ACCESSORIES:



SCL-GSY10
SCL-GSY20



LLHB4-RODKIT
(Fixture Shown with LLHB4-RODKIT)



LLHB4-SMK
(Fixture Shown with LLHB4-SMK)



WEC-2MD-35
(Fixture Shown with WEC-2MD-35)

FACTORY-INSTALLED OPTIONS:



OPT-EM-HB4INT



OPT-SEN-LLHB4

